ROCHESTER
PUBLIC WORKS
ENVIRONMENTAL SERVICES

# Water Reclamation Plant - Certified Hauler Training (FOG)

The City of Rochester Public Works Department operates and maintains the infrastructure required to convey and treat the City of Rochester's wastewater. The Water Reclamation Plant (WRP) treats wastewater from the City of Rochester and hauled waste.

Efficient operations of the receiving stations and treatment plant help make Rochester a leading service provider. We appreciate everyone's efforts to help keep the WRP clean and safe.



Rochester Code of Ordinances Chapter 12-2 requires that all hauled wastewater and sewage be discharged at the Water Reclamation Plant (WRP) or another approved location.

Any discharge of hauled waste into any manhole, drain, or any other point in the collection system that has not been designated by the WRP is a violation of Federal Law.

All waste haulers wanting to discharge waste at the WRP, as well as all haulers wanting to clean grease interceptors within the City of Rochester must complete WRP's certification course.

All haulers discharging hauled waste at the Water Reclamation Plant, or any other facility approved for disposal of such waste, must be a Certified Hauler. In order to be a WRP Certified Hauler, you must:

- Complete this online training and pass the final test
- Be trained on all types of waste received by the WRP even if your business does not collect them
- Understand how to empty hauled waste in a **clean** and **safe** manner
- Be familiar with the necessary paperwork

The Water Reclamation Plant is located at 301-37th Street NW and is open for waste disposal from 6:30am to 4:30pm, Monday through Friday.

Anyone wishing to dispose of waste at other times must make arrangements ahead of time. An operator is on site 24 hours a day, 7 days a week to manage plant processes.




A waste discharge form must be filled out PRIOR to disposal of any waste at the Water Reclamation Plant. As of September 2020 these forms are found just inside the door of the Primary Clarifier building. This location is marked with a **lime green** dot in the aerial photo below. For reference: the **blue** dot is where the septic hauler discharge point is and the **red** dot is where the grease hauler discharge point is.

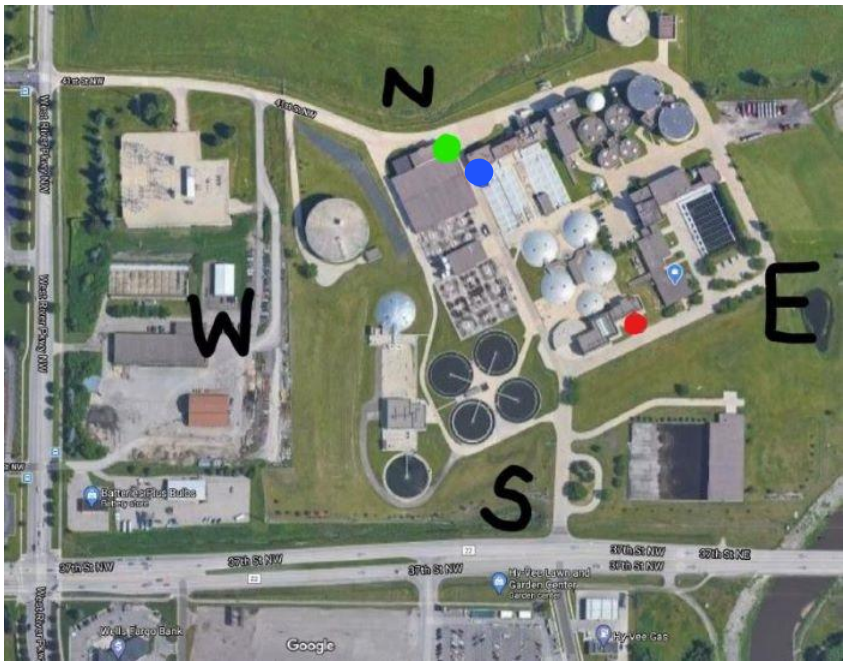




The FOG (fats, oils and grease) receiving area is located inside WRPs facility gates. The station is located on the south side of the facility in front of the building labeled “Influent Pump Station”. A funnel was added in 2022 for ease of discharge for people dumping buckets of FOG waste.







This location is or discharging:

FOG from grease interceptors, Mobile Food Unit Waste

---

The septage receiving station is located inside WRPs facility gates. The station is located near the north end of the site on the east side of one of the main through roads.

This location is for discharging:

Septage, Portable Toilet Waste




---

A RV dumping connection is located on the grounds of the WRP outside the facility gates. This RV dump location is NOT to be used by any hauler; **this area is for residents’ RV waste only**. Failure to comply will result in fines.



Directions can be given by WRP staff at the Administration Building. **If you are discharging waste that is not grease, septage or portable toilet waste you will need to talk to WRP staff to get prior approval and to determine the proper disposal location for your waste. This is because the different disposal points feed into the plant at different locations and have the potential to impact the treatment process.** ***If you are unsure about where you need to discharge your waste PLEASE ASK!***

## DISCHARGE FORMS

All waste discharge forms must include the address or point of collection and the type of waste. They must also include tanker size, best estimate of liquid volume, and company information. Drivers must also include their unique identification number that was provided for access to this online training. Haulers disposing of waste from multiple sources can complete one single form so long as all source locations are listed. Make sure that you check either in-town or out-of-town for the source(s) of the waste so that the company can be billed accordingly. If **no** box is checked we will charge the **higher** out-of-town rate.

Any false statements or deliberate misrepresentation may result in penalties and being banned from disposing at the WRP. The Waste Discharge Form requires haulers note the size of the tank on the truck, as well as the best estimate of liquid volume in the tank at the time of dumping. Haulers must indicate the **maximum capacity for each truck that is dumping** at the WRP in the "tank size" space on the form.

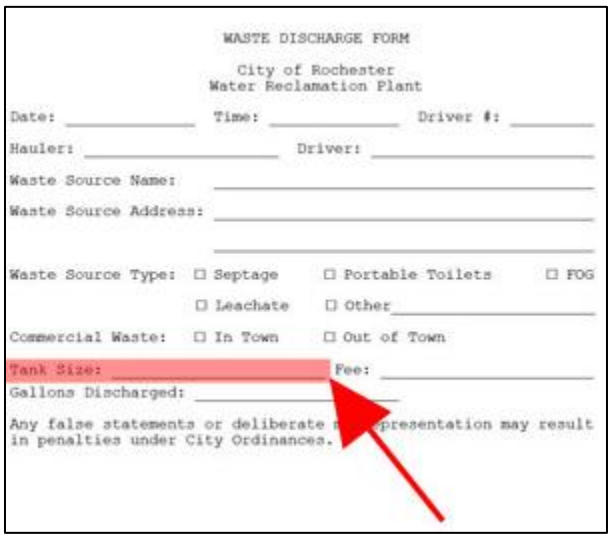

WASTE DISCHARGE FORM

City of Rochester
Water Reclamation Plant

Date: _____ Time: _____ Driver #: _____

Hauler: _____ Driver: _____

Waste Source Name: _____

Waste Source Address: _____

_____

Waste Source Type: ☐ Septage ☐ Portable Toilets ☐ FOG

☐ Leachate ☐ Other _____

Commercial Waste: ☐ In Town ☐ Out of Town

Tank Size: _____ Fee: _____

Gallons Discharged: _____

Any false statements or deliberate [illegible] presentation may result in penalties under City Ordinances.

The Water Reclamation Plant accepts the following wastes:

- •Domestic septage
- •Portable toilet waste
- •FOG (Fats, Oils, & Greases)
- •Mobile Food Unit waste
- •Leachate
- •Industrial waste with prior approval
- •Flammable waste traps that have all petroleum and grit separated

The Water Reclamation Plant does **NOT** accept:

- •Hazardous waste
- •Industrial waste without prior approval
- •Any petroleum contaminated waste or waste with visible sheen
- •Any sandy or gritty waste

*Important note: if you haul any of the WRP-prohibited materials, especially hazardous waste, be sure to wash your truck thoroughly before filling it with other material and discharging waste at the WRP. Even a residual amount of these materials in your tank can contaminate the next batch of material and cause operational issues at the WRP.

All charges for waste disposal are based on truck capacity. There are no partial load discounts. Rates are scheduled to increase annually and current rates are listed on WRPs website: www.rochestermn.gov/wastewater

The WRP will charge the current rate for the maximum capacity of your truck. For example: a FOG truck with a 1,000 gallon tank will be charged $37 for 1000 gallons, even if the tank only contains 900 gallons of liquid. ***Please talk to WRP staff before mixing different types of waste in a truckload. The reason for this is because different types of waste need to be disposed of at different locations due to the potential impact on treatment processes.***

## SPILL PROCEDURE

All drivers are responsible for cleaning up any spills. The following spill procedures must be followed:

•Use a bucket to catch drips.

•All trucks must have dry absorbent materials, brooms, and dust pans on them *AT ALL TIMES*.

•Clean up spills using dry absorbent materials, brooms, and dust pans.

•Spills must NOT be washed away with any chemicals or water.

•ALL spills must be reported to WRP staff.

**•Any person that spills and doesn't notify us and doesn't clean it up will receive a $300 fine and will be subject to being prohibited from discharging waste to the WRP.**

*****Please keep in mind that there are cameras at the discharge location*****






Haulers are responsible for their own hoses. The WRP allows one standard size hose to be left connected to the hauler septage dump station and FOG dump station for convenience, but it is not the WRP's responsibility to replace or maintain it. If a hauler leaves behind a hose anyone can use it. **Please make sure to drain hoses after disconnecting from your truck. Failure to do so can result in spillage.**

## BILLING

Monthly invoices are sent to haulers who dump waste at the WRP. It is the company's responsibility to pay the invoice in a timely manner. Failure to pay invoices will result in the hauler no longer being able to dispose of waste at the WRP.



INVOICE

City of Rochester, Minnesota
WATER RECLAMATION PLANT
(507) 328-2650

Date: 01/05/16
Page: 1
Account:

Remit Payment To:
City of Rochester, Minnesota
Finance Department
201 4th Street SE, Room 204
Rochester, MN 55904

Customer Address:
PO Box
Rochester MN 55903

**Please pay from this invoice as statements will not be sent out unless an invoice is past due.**
Terms: Net 30 days. Interest is calculated on invoices that are past due.
Please be advised that your account has been debited or back-charged as follows:

| Date | Document Number | Type | Item | Due Date | Remark | Amount |
|---|---|---|---|---|---|---|
| 12/29/15 | 91633 | Invoice | 001 | 01/28/16 | 13 loads septage - Dec 2015 | 1,288.00 |
| | | | | | Total Amount Invoiced | 1,288.00 |
| | | | | | Tax Amount | |
| | | | | | Balance Due | 1,288.00 |

## CERTIFIED HAULER LIST

The WRP has a list on its website of certified haulers. This list is given to members of the public when they are looking for businesses that provide wastewater-related services.

When a business has its employees take and pass the WRP's certified hauler training, that business is added to the certified hauler list on the WRP website. Once you become certified, your company will automatically be added to the list (if it is not on there already.)

If you do not want your company listed as a WRP-certified hauler, please contact the Environmental Team at 507-328-2650 to talk to someone about getting removed from the list.

## ROCHESTER'S FOG PROGRAM

Fats, oils and grease, also referred to as "FOG", are by-products from cooking with items such as meat fats, lard, oil, shortening, butter, margarine, food scraps, baking goods, sauces, and dairy products. Large amounts of FOG are commonly found in Food Service Establishments (FSEs). However, FOG is produced anywhere food is prepared such as residential homes and other businesses.






When FOG is poured down the drain, it solidifies and builds up in the pipes. Blockages from the FOG can cause back-ups in the kitchens or basements, or can lead to sanitary sewer overflows. These back-ups and overflows are a health risk along with causing unpleasant odors. Back-ups are expensive and unpleasant to clean up and the business/home owner is liable for the damages caused by their FOG buildup.

Grease interceptors are used in commercial Food Service Establishments (FSEs) to capture FOG from wastewater before it reaches the public sewer system. These interceptors must be cleaned regularly and the collected FOG must be disposed of properly.

Rochester Code of Ordinances Chapter 12-5 was approved by City Council in 2015 to help prevent back-ups of the sanitary sewer system, which in turn helps protect public health and the environment.

Ordinance requirements include:

- **Cleaning:** All FSEs with grease interceptors are required to have them cleaned a minimum of quarterly (4 times per year).
- **Record Keeping:** All FSEs with grease interceptors are required to keep cleaning and maintenance records for up to three years.
- **Best Management Practices, including:** Scraping or dry wiping dishes & pans before washing, capturing food scraps with drain screens, recycling used fryer oil, not using chemicals or additives in grease interceptor.

## GREASE INTERCEPTORS

A grease interceptor is a device designed and installed to separate and retain fats, oils, and grease (FOG) while permitting normal sewage to discharge into the collection system by gravity. Interceptors must be properly sized, installed, and maintained to keep FOG and food debris out of the collection system.

All greasy waste from fixtures or sources in food preparation or cleanup areas, including floor drains, trough drains, floor sinks, mop sinks, and 3-compartment (scullery) sinks, through which FOG may be discharged into the public sewer system must first pass through a properly maintained and functioning grease interceptor. There are two major types of grease interceptors: hydromechanical and gravity.



Hydromechanical grease interceptors are small devices that are typically installed inside a kitchen, usually under a sink, on the ground, or under the floor. These interceptors are typically around 20-500 gallons, which does not always provide enough time for the grease to cool and float to the top. If the grease is not sufficiently cooled, it will pass through and enter the sewer system where it will eventually solidify in the pipes and cause backups. Hydromechanical grease interceptors cannot be hooked up to dishwashers because the water coming out of these is too hot and creates the problem stated above. If an FSE has a dishwasher and an hydromechanical grease interceptor, it must have an associated 3-compartment (scullery) sink or another sink installed to allow for the collection of greasy waste.

Gravity grease interceptors are large devices that are typically located outdoors and are designed to capture oil and grease from wastewater before it gets to the public sewers. They have a much larger capacity and contain several compartments where the grease cools and congeals. Therefore, dishwashers and pre-wash sinks may be connected to them. Gravity grease interceptor volumes must be in the range of 1,000 gallons to 3,000 gallons in order to be in compliance with the FOG Ordinance.

## MAINTENANCE OF GREASE INTERCEPTORS

Maintenance is key to avoiding FOG blockages. Regardless of the type of FOG removal system that is in place, ensuring that equipment is regularly maintained is key to effective removal. A daily and weekly maintenance schedule is highly recommended and, depending on the FSE's menu and best management practices, may be necessary in order to comply with the ordinance.

Grease interceptors must be cleaned at least quarterly, at a minimum, per the Minnesota Plumbing Code. The FOG ordinance requires FSE's to clean grease interceptors when FOG and solids reach 25% full (the combined level of FOG and solids should never be greater than 25% of the interceptors designed liquid level.)

To test if the levels of FOG and solids exceeds 25% you need to:

- Insert a clear, plastic tube slowly into the interceptor compartment.
- Seal the tube after it reaches the bottom.
- Bring the tube slowly out of the interceptor and let it settle out
- Measure and record the levels of FOG and solids.
- Calculate the percentage of FOG and solids.

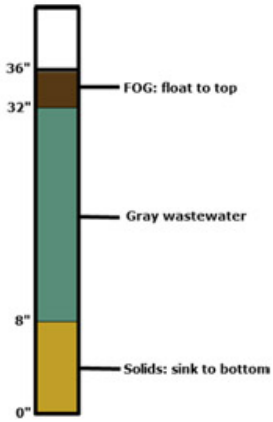


FOG floats to the top of the tube. Wastewater will sit in the middle of the tube. Solids will sink to the bottom of the tube. Combine the measurements of both the FOG and the Solids and divide by the total depth of all the contents to give the percentage of FOG. Interceptors at or above 25% must be cleaned out.

Example:

- Total FOG at the top of interceptor = 4 inches
- Total solids at the bottom of interceptor = 8 inches
- Total depth of contents = 36 inches

| | | | | | |
|---|---|---|---|---|---|
| (Fog+Solids) | = | (4"+8") | = | 12" | = 33%* |
| Depth of Contents | | 36" | | 36" | |

**The interceptor in this example exceeds the 25% rule and the cleaning frequency needs to be increased.*

The person cleaning the interceptor shall:

- Completely empty and remove the contents (liquids and solids) of all vaults of the grease interceptor.
- Remove grease mats and scrapings from the interior walls.
- Check that the interceptor is in good condition and working order.
- Check that the sanitary “tees” on the inlet and outlet sides of the grease interceptor are not obstructed, loose, or missing.
- Verify that the baffle is secure and in place.
- Inspect the grease interceptor for any cracks or other defects.
- Check that the flow restrictor is secure.




In order for an interceptor to be functioning properly, all components must be in working order.

Make note of the issues below so the FSE can correct the problem in a timely manner:

- Damaged baffles
- Cracked or corroded grease interceptor or pipes
- Missing flow restrictors
- Black, stagnant water
- Poor maintenance around the interceptor
- 100% filled grease interceptor
- Plugged pipes
- Missing outlet tee

Upon completion of cleaning:

- Check that lids to the interceptor are securely and properly seated
- Sanitize surrounding area if grease interceptor is located indoors
- Completely fill out the Cleaning and Maintenance Log Sheet kept at each FSE
- Dispose of waste at the WRP or facility approved by the WRP Manager.

FSE's are required to maintain a written record for grease interceptor maintenance that includes the following:

- Dates of interceptor clean-out
- Estimated percentage of the combined FOG and solids level at each clean-out
- Location and means of waste and wastewater disposal
- Name and company of who is hauling and disposing of the waste
- "Certified Hauler" Certification number as provided by WRP, if applicable

If an FSE already has a record keeping system that provides all the information required by the ordinance, they may keep that system rather than using WRP's log sheets (available online at: www.rochestermn.gov/wastewater).

*Important note: it is ultimately the FSE's responsibility to make sure that they are keeping records of grease interceptor cleanings. You, as the hauler, can work with them to help them stay in compliance by filling their log sheet out each time you clean the interceptor.

## PROHIBITED ACTIONS

Employees or persons responsible for cleaning the interceptor:

- Shall **NOT** deposit waste and wastewater removed from the grease interceptor back into the interceptor, to a private or sanitary storm sewer, or to the city sanitary or storm sewer systems
- Shall **NOT** introduce enzymes, emulsifying chemicals, hot water, or other agents into a grease interceptor to dissolve or emulsify grease
- Shall **NOT** use an automatic grease removal system without prior written approval of the WRP Manager.